

Extraction arm Flexi[©]

Effex

Low vacuum



- Stable and mobile
- No bothersome adjustments
- High quality suction

APPLICATIONS

The idea - an extraction arm extracts smoke, dust and gases directly at source before the contamination has spread throughout the premises and been inhaled.



FEATURES

Works in practice: The extractor arm with large hoses (Ø 160 mm) extracts smoke, dust and gases from a large area even when the hood is placed at a distance.







A perfect fume extractor: Due to the parallel arms there are no shaky friction joints, and no need for counter weights or telescopic tubes. The hood is easy to move but still retains a perfect positional setting.

The high quality extractor arm: Flexi[©] is a high quality extractor arm. Flexi[©] has a long, strong hood made of steel to withstand wear and tear from sparks, chemicals and heat. The hose is very durable. A hose tolerates tough knocks and blows much better than, for example, thin steel or aluminium tubes, which quickly become damaged.


Profitable investment: Reglo extractors reduce the amount of dust in the air. Less dust will give less wear on the machinery, less cleaning in the workshop and the office, better lighting (no dirty lamps), clean material handling (washing baths in the paintshop will last longer), higher working speed and less sickness absence.

Extraction arm Flexi[©]

2 m - 3 m - 4 m - 5 m

		Art. no.
	Extraction arm Flexi Ø160 mm - 1.5 m wall bracket included Extraction arm Flexi Ø160 mm - 2 m wall bracket included Extraction arm Flexi Ø160 mm - 3 m wall bracket included Extraction arm Flexi Ø160 mm - 4 m wall bracket included Extraction arm Flexi Ø160 mm - 5 m wall bracket included	752232 752233 752234 752220 752219
	Fan P-Max 1300 m ³ / 0,37 kw/~3 for Flexi wall bracket Fan P-Max 2100 m ³ / 0,75 kw/~3 for Flexi wall bracket Fan P-Max 2100 m ³ / TURBO/0.75 kw/~3 for Flexi wall bracket Fan P-Max 2100 m ³ / TURBO/0.75 kw/~1 for Flexi wall bracket	752253 752221 752253 752253
	Energy saver E-man start/stop of the fan from the hood Energy saver Automatic E-Max. Automatic start/stop of the fan when welding	752247 752248
	12 V Halogen lamp cartridge for hood. 10 m cable with switch Transformer 220/12 V for lamp cartridge	752222 752223
	Extension hose Ø 160 mm - 2 m with magnetic hood Extension hose Ø 160 mm - 3 m with magnetic hood	on request on request
	Ceiling/ floor column 1 m for extraction arm Flexi [©] with wall bracket Ceiling/ floor column 2 m for extraction arm Flexi [©] with wall bracket	752249 752250

Extraction arm in a robust and easy-to-manouver design, based on parallelogram technology and three spring-assisted joints. A black hood with optimized airflow and easy-to-reach handle and built-in damper. Flameproof, double-skin flexible hose of PVC 160 mm Ø with internal steel spiral. Wall bracket included.

 3 x 90°	Pressure loss chart for Flexi[©] Ø 160 mm extractor arms					
	500 m ³ /h	600 m ³ /h	700 m ³ /h	800 m ³ /h	900 m ³ /h	1000 m ³ /h
Flexi 2 m	180 pa	270 pa	360 pa	450 pa	600 pa	810 pa
Flexi 3 m	200 pa	290 pa	400 pa	510 pa	660 pa	900 pa
Flexi 4 m	220 pa	310 pa	450 pa	580 pa	730 pa	990 pa
Flexi 5 m	150 pa	330 pa	490 pa	650 pa	820 pa	1080 pa

We reserve the right to make changes.



Reglo AS • Andebu Næringspark • NO-3158 ANDEBU • Norway

Tel.: +47 33 43 02 80 • Fax: +47 33 43 02 81

info@reglo.no • www.reglo.no